



Sanvardhini Society

At Gola Road, Patna

Committed to superior quality and results...



Developers : Sri khelari Builders & Constructions Pvt. Ltd.

MAP
APPROVED
DNP

Entrance



About Us

A complete environment friendly residential complex in a location that'll provide instant access to the fastest modes of modern conveyance with all the modern features and facilities that ensure a peaceful and pleasant life style.

The project introduced by **Sri Khelari Builders & Construction Pvt. Ltd.** A Registered company, known, for their transparent dealing, Customer friendly, policies and fore sight, expertise and experience in building construction to bring you happiness, contentment and satisfaction. They company has crafted a master piece of advanced quality & standards.

Site Plan With Amenities

(all image are Reference)



Typical Floor Plan (Block-A)

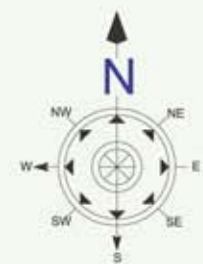
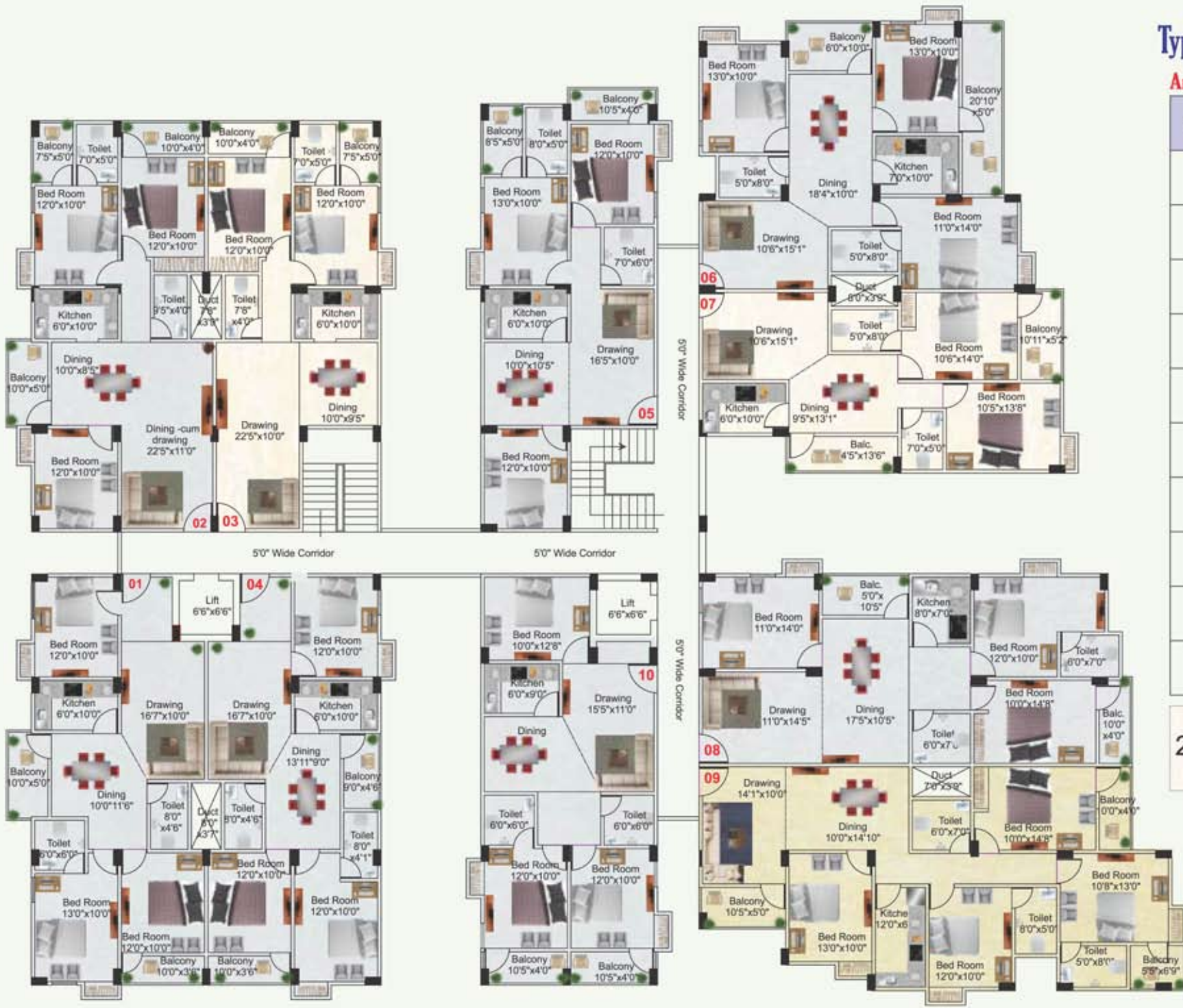
Area Statement

| Flat No | Type | S.Built Up Area |
|---------|-------|-----------------|
| 1 | 3 BHK | 1362 Sft. |
| 2 | 3 BHK | 1429 Sft. |
| 3 | 2 BHK | 1165 Sft. |
| 4 | 3 BHK | 1321 Sft. |
| 5 | 3 BHK | 1305 Sft. |
| 6 | 3 BHK | 1543 Sft. |
| 7 | 2 BHK | 1184 Sft. |
| 8 | 3 BHK | 1548 Sft. |
| 9 | 4 BHK | 1785 Sft. |
| 10 | 3 BHK | 1312 Sft. |

2 Bhk

3 Bhk

4 Bhk



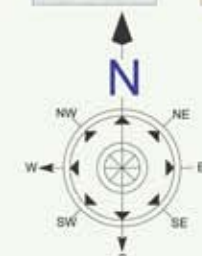
Typical Floor Plan (Block-B)

Area Statement

| Flat No | Type | S.Built Up Area |
|---------|-------|-----------------|
| 1 | 4 BHK | 1977 Sft. |
| 2 | 3 BHK | 1429 Sft. |
| 3 | 2 BHK | 1165 Sft. |
| 4 | 4 BHK | 1855 Sft. |
| 5 | 4 BHK | 1806 Sft. |
| 6 | 3 BHK | 1387 Sft. |
| 7 | 2 BHK | 1165 Sft. |
| 8 | 3 BHK | 1671 Sft. |
| 9 | 4 BHK | 1947 Sft. |
| 10 | 3 BHK | 1414 Sft. |
| 11 | 3 BHK | 1451 Sft. |



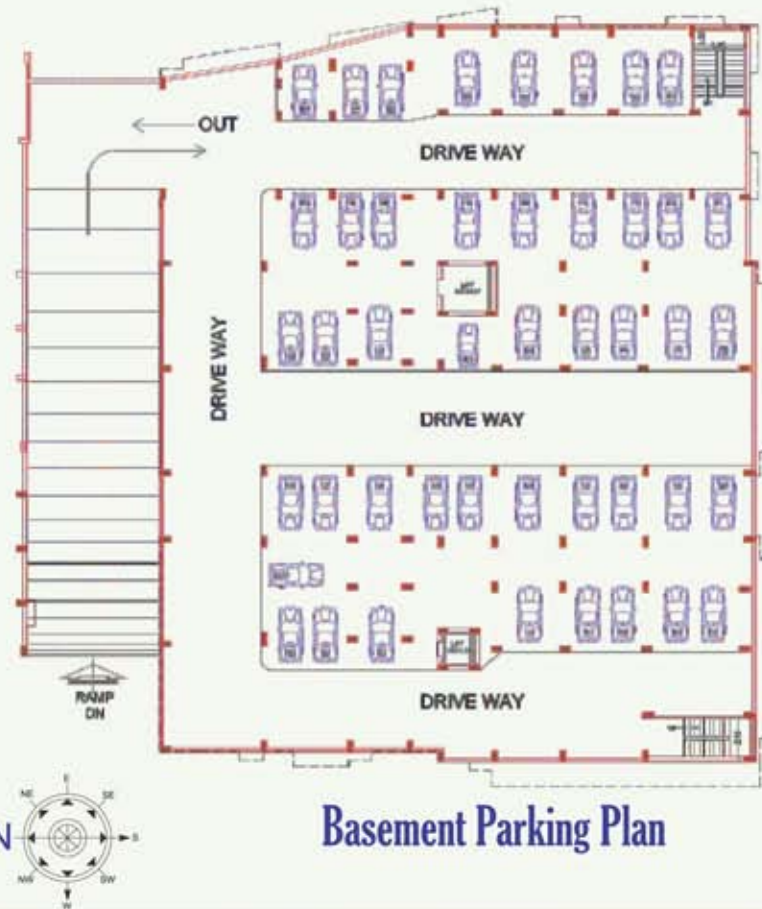
2 Bhk 3 Bhk 4 Bhk



Parking Plan



Ground Floor Plan
Block- A & B



Basement Parking Plan

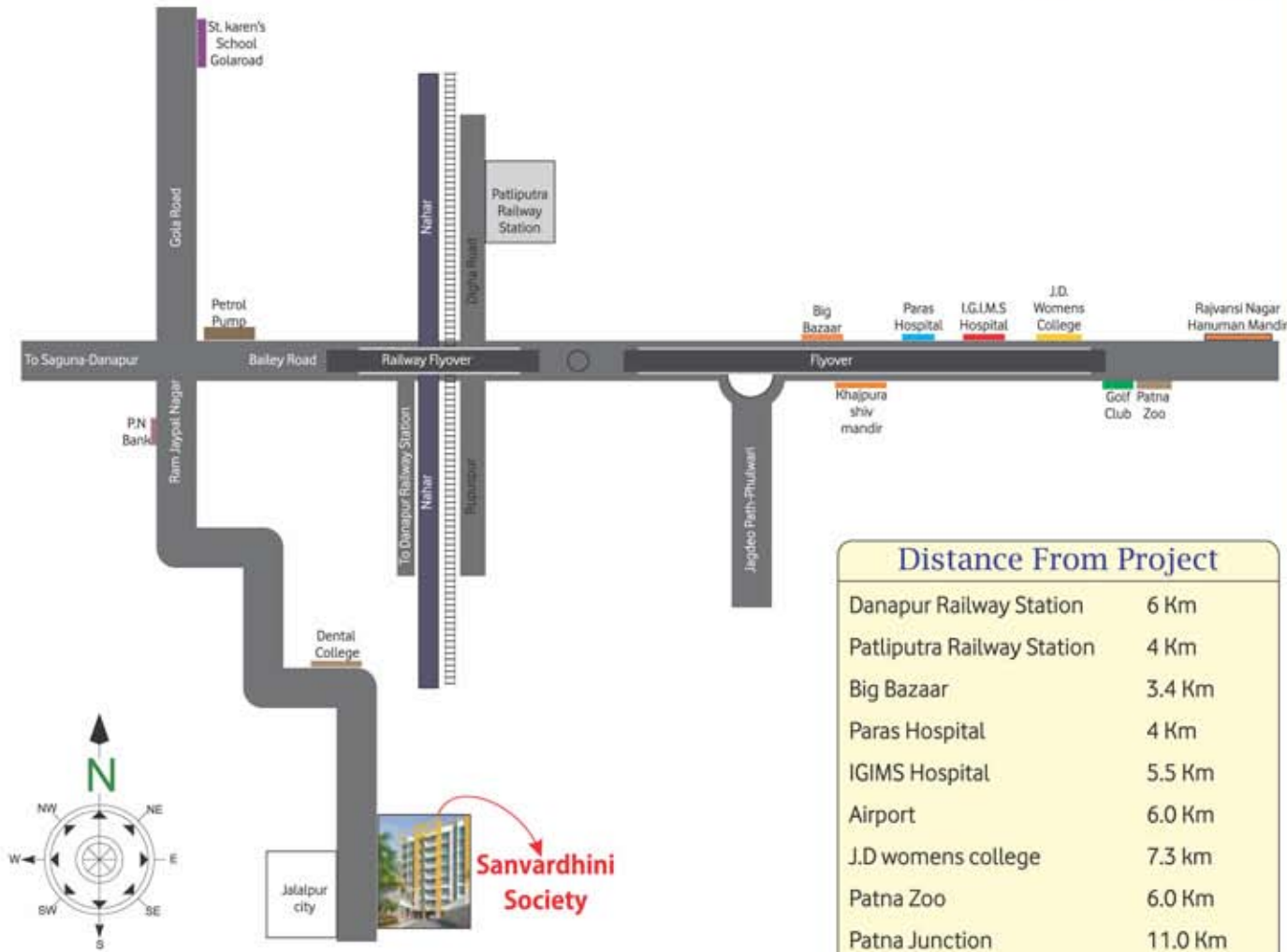


Specification

| | |
|------------------------|--|
| Structure | : Earth Quake Resistant RCC Frame structure |
| Flooring | : (a) In stair cases : Granite / marble/ Kota Stone (b) In Flats : Vitrified Tiles |
| Wall Finishing | : (a) Outer Walls : Exterior Acrylic Emulsion Paint over Wall putty (b) Inner walls : Plaster of Paris / Wall Putty over plastered wall |
| toilets | : Dado upto 7'0" with colored tiles |
| Kitchen | : Cooking slab of granite, colored tiles upto 2' above cooking slab, sink of stainless steel |
| Ceiling Finishing | : (a) In Flat : Plaster of paris over plastered ceiling. (b) In common Areas : Plaster of Paris+ Paint |
| Door Choukhat | : Door Choukhat of Malaysian salwood / equivalent hard wood / pressed steel / PVC. |
| Door Shutters | : Door shutters of 30mm thick bwp grade, factory made commercial flush door (I.S.I) marked |
| Main Door | : Decorative Door with exclusive beading, veneer and polishing. |
| Window Choukhat | : Window choukhat of malysian Sal / equivalent hard wood / or of UPVC/ Aluminium. |
| Window shutters | : Window shutters to be fully glazed and frames to be made of hardwood / soft wood / UPVC / Aliminum |
| Electrical wiring | : All Electrical wiring pipes, conduit from I.S.I marked materials, Concealed wiring to be provided. One point for Air conditioner to be provided in all Bedrooms. One point for geyser in each toilet and kitchen. Good quality switches. |
| T.V.Point | : One T.V Point to be provided in the drawing room, and master Bedroom. |
| Telephone Point | : (Without connection) One telephone point to be provided in the drawing dining room |
| Intercom | : Advanced Model of intercom for security Purposes, with Reception to Flat, and Flat to flat connection to be provided |
| Water supply | : 24 Hours water supply. Internal water supply from concealed G.I / P.V.C Pipes. Sewage and waste disposal through UPVC pipes. 2 nos. of deep tubewell boring to be done. |
| Generator power | : 300 watts of electrical power to be made available for each flat from the generator. Common area lighting shall also be on the generator. |
| Lift | : Passenger Lifts of standard make |
| Earthquake Resistance: | The building shall be earthquake resistant for Zone-IV Category, as / seismic Zones of India |



Location Map



Distance From Project

| | |
|----------------------------|---------|
| Danapur Railway Station | 6 Km |
| Patliputra Railway Station | 4 Km |
| Big Bazaar | 3.4 Km |
| Paras Hospital | 4 Km |
| IGIMS Hospital | 5.5 Km |
| Airport | 6.0 Km |
| J.D womens college | 7.3 km |
| Patna Zoo | 6.0 Km |
| Patna Junction | 11.0 Km |

Our Project



Shubham Samridhi Complex



Sumit Enclave



Maa Laxmi Complex



Khelari Heritage



Jaya Khushi Residency



Jaya Khushi Residency

Builders & Developer

Sri Khelari Builders & Construction Pvt. Ltd.

Shubham Samridhi Complex, Ground Floor
 Vishwasaraya Nagar, Near reliance infocom
 Nahar Chowk, Bailey Road, Patna
 Mob : +91 9308306798, 9334965127
 email: khelaribuilders@gmail.com
 web : www.khelaribuilders.in

Architects

Kapoor & Associates

100-B Patliputra Colony, Patna-800013
 Tel/Fax : 2267175 / 2275624
 web : www.kapoors.biz
 Architecture / Interior Design / Urban Design